

## Analyzing Data of Survey

Results of mobile phone times	<15 min	30 min	1 hour	>2 hours	Most frequent answered amount
Number of people	15	2	1	0	<15 min
Percentage	83,33%	11,11%	5,56%	0,00%	

Results of TV time	<30 min	1 hour	2 hours	3 hours	>4 hours	Most frequent answered amount
Number of people	2	1	4	3	7	>4 hours
Percentage	11,11%	5,56%	22,22%	16,67%	38,89%	

Results of electronic gaming times	<1 hour	2 hours	3 hours	>4 hours	Most frequent answered amount
Number of people	9	2	3	4	<1 hour
Percentage	50,00%	11,11%	16,67%	22,22%	

Results of total electronic devices time	<2 hours	3 hours	4 hours	5 hours	>6 hours	Most frequent answered amount
Number of people	5	3	1	1	8	>6 hours
Percentage	27,78%	16,67%	5,56%	5,56%	44,44%	

Results of computer gaming times	<45 minutes	1 hour	2 hours	3 hours	4 hours	>5 hours	Most frequent answered amount
Number of people	8	4	2	1	1	1	<45 minutes
Percentage	44,44%	22,22%	11,11%	5,56%	5,56%	5,56%	

Results of reading time	None	15 minutes	30 minutes	1 hour	2 hours	>3 hours	Most frequent answered amount
Number of people	0	2	3	4	4	5	>3 hours
Percentage	0,00%	11,11%	16,67%	22,22%	22,22%	27,78%	

Result of doing sport	None	30 minutes	1 hour	2 hours	>3 hours	Most frequent answered amount
Number of people	1	0	1	7	9	> 3 hours
Percentage	5,56%	0,00%	5,56%	38,89%	50,00%	

Results of time spend with friends	None	1 hours	3 hours	1 day	>1 day	Most frequent answered amount
Number of people	1	2	2	3	10	
Percentage	5,56%	11,11%	11,11%	16,67%	55,56%	

Frequent comments about Virtual games and TV:                    Good, relaxed and happy

Frequent comments about friends and sport:                    More fun than playing virtual games or watching TV

Age/Geder playing most virtual games:                    Male/ 10 years old  
 Age/Gender playing least virtual games:                    Female/ 12 years old

Age/Gender spending the most time with mobile phones:                    Female / 10 years old  
 Age/ Gender spending the least time with mobile phones:                    Male/ 9, 11, 12 years old

Age /Gender watching most TV:                    Male/ 10 years old  
 Age/Gender watching least TV:                    Female,Male/ 8,7 years old

Age/Gender spending most time with electronic devices:                    Male/ 10 years old  
 Age/Gender spending least time with electronic devices:                    Male/ 12 years old

Age/Gender reading most:                    Male/7,8,9,10 years old  
 Age/Gender reading least:                    Male,Female/ 11 years old

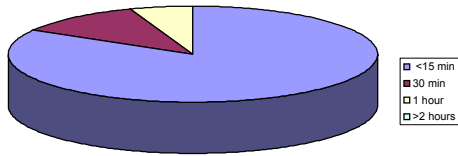
Age/Gender playing most computer:                    Male/ 10 years old  
 Age/Gender playing least computer:                    Female, Male/ 12 years old

Age/Gender spending most time with friends:                    Male/14 years old  
 Age/Gender spending least time with friends:                    Male/12 years old

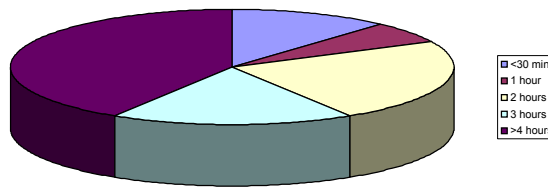
Age doing most sport:  
Age doing least sport:

Male/ 12 years old  
Male/ 12 years old

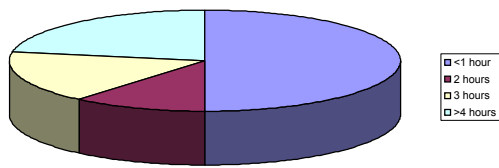
Time spent with mobile phones



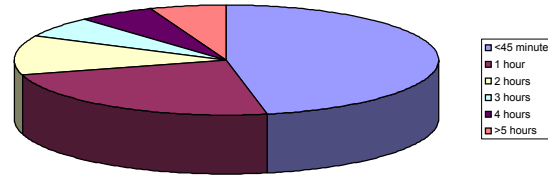
Time spent with TV



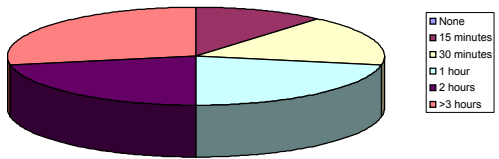
Time spent with electronic gaming devices



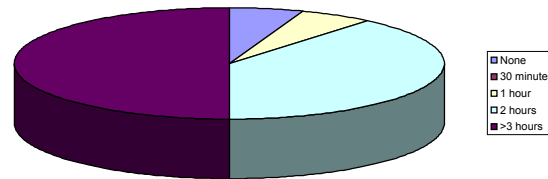
Time spend with computer gaming



Time spent with reading books or magazines



Time spent doing sport



Time spend with friends

